

# WOW! COLLECTIBLES

DEMETER  
PRE-COLORED

Follow The World of Agarthia  
and Discover More!!

 [contactus@worldofagartha.com](mailto:contactus@worldofagartha.com)

 [worldofagartha.com](http://worldofagartha.com)

 [worldofagartha](https://www.instagram.com/worldofagartha)

 [@worldofagartha](https://twitter.com/worldofagartha)

Have fun creating one of the most beautiful beings of Greek mythology. All you need is a printer, some scissors and a glue stick and you can add this fun character to your desk, nightstand, or any place you'd like. Visit our website to create the entire set!

**READ THE WORLD OF AGARTHA SERIES!**



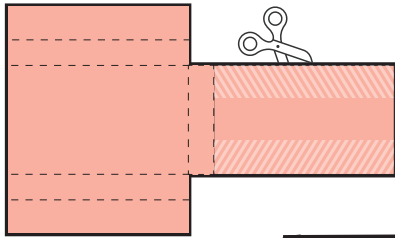
THE WORLD OF  
**AGARTHA**

©2023 Continuum Multimedia, Inc.



1

Carefully cut out the head with scissors.



2

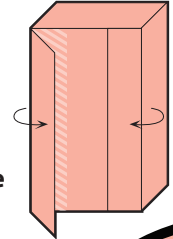
Fold and crease along the dotted lines.

3

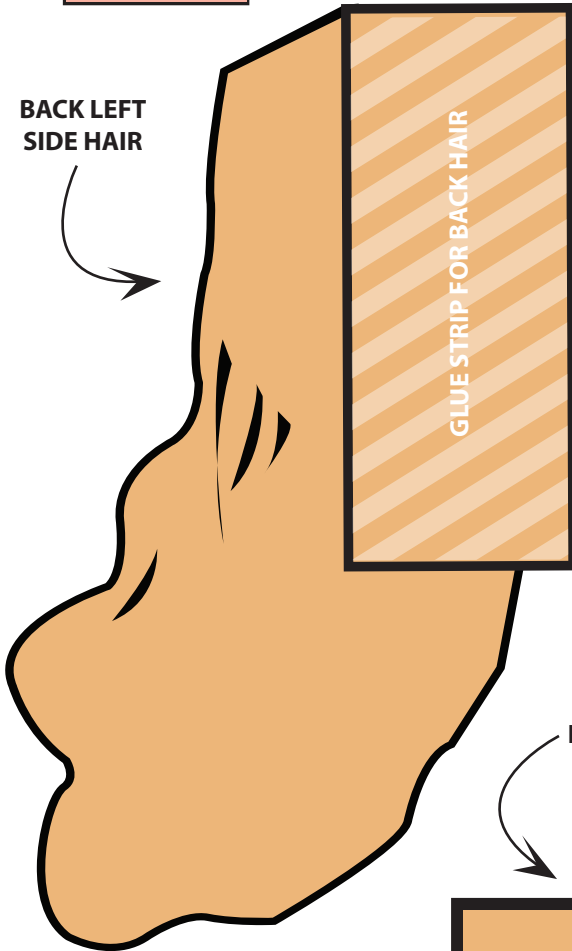
Apply glue to the glue strips.

4

Fold and press the flaps onto the glue strip to form the head box.



BACK LEFT SIDE HAIR



GLUE STRIP FOR FLAP  
GLUE STRIP FOR CAPE  
GLUE STRIP FOR FLAP

GLUE STRIP FOR EARS

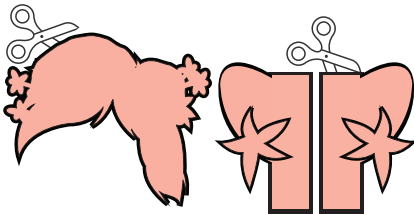
EARS

GLUE STRIP FOR EARS

GLUE STRIP FOR HAIR

5

Carefully cut out the front hair pieces and ears with scissors.




6

Apply glue to the glue strip on ears and front of the face box.


7

Press the hair pieces on the front of the head box and the ears on the back (color to front).



8

Carefully cut out the cape.



FRONT HAIR



9

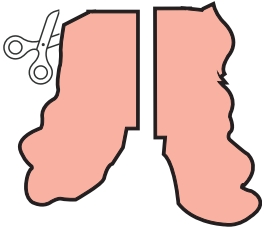
Apply glue to the glue strips on the cape and back of the head box.

10

Press the cape onto the back of the face box (color forward).

11

Carefully cut out back hair pieces.



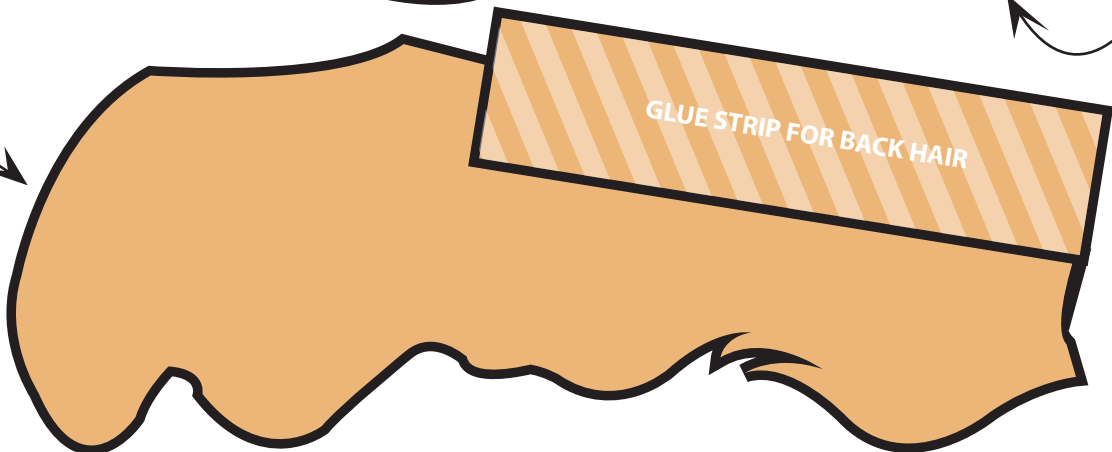
12

Apply glue to the glue strip of back hair pieces.

13

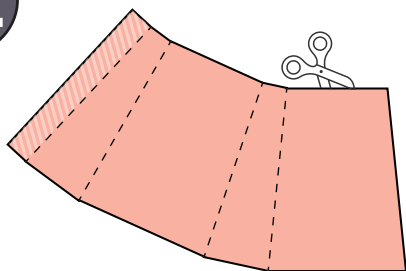
Press the back hair pieces onto back of the head box (color toward front).

RIGHT BACK HAIR



14

Carefully cut out the body.



15

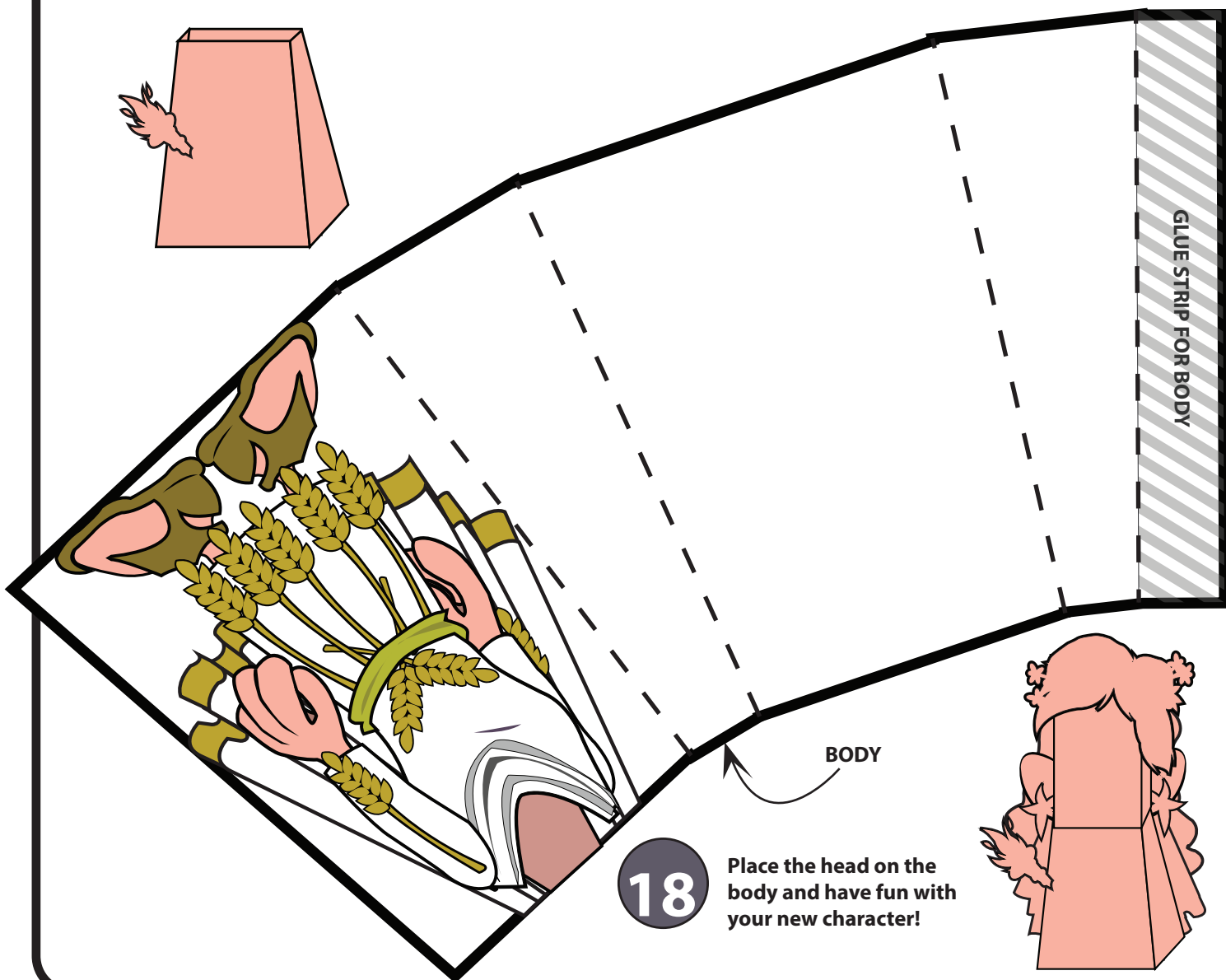


Fold and crease along the dotted lines.

16

Apply glue to the glue strip.

17

Fold and press the glue strip onto the inside of the body box. Glue the torch to the body box in Demeter's hand.



18

Place the head on the body and have fun with your new character!

